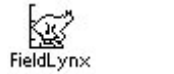



FieldLynx for Vertical Jumps by Jim McGloin




1. Start page...if you get lost, return here and start over.



2. Event start page...click on '*FieldLynx*' to load event.



3. Download event(s)...click here.



4. Load event(s) number from schedule...and then



5. Click here to load event(s)



6. If beaming to another Palm...click on '*FieldLynx*' as in step 2



7. Line up the two Palms and beam event.



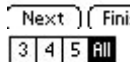
8. If not beaming, click on + sign again to see flights.



9. Click on '*Flight 1*' to see event line-up



10. On the event line-up page find...



11. This is where you set-up the event.



12. Choose Metric or English.

13. Choose alive or all.

14. Set the progression



15. Choose start height and interval.

16. View your progression.

17. Add, delete or change a height.

18. Done, finish and return to line-up.

19. Click on X to check in athlete.

20. Check in at opening height or set height.

21. Click on desired opening height.

22. Athletes up, on deck, on hold.

23. May has a good jump.

24. Three and out.

25. Also out of the competition.

26. Click **Yes** to upload results to Hy-Tek Meet Manager.